

MONTHLY REPORT OF DISBURSEMENTS
For the month of May 2021

Department of Social Welfare and Development (DSWD)
Office of the Secretary
Regional Office - VI
Organization Code (UACS) 20 001 0300006
Fund Cluster 02 Foreign Assisted Projects Fund


Particulars	Current Year Budget					TOTAL	Prior Year's Accounts Payable					Prior Year's Budget					Grand	
	PS	MOOE	FINEX	CO			PS	MOOE	CO	Sub-Total	PS	MOOE	CO	Sub-Total	TOTAL	SUB-TOTAL	PS	MOOE
	1	2	3	4	5	6=(2+3+4+5)	7	8	10	11=(7+8+9+10)	12	13	15	16=(12+13+14+15)	17=(1+16)	18=(6+17)	23	24
CASH DISBURSEMENTS	0.00	0.00	0.00	0.00	0.00	0.00	0.00	0.00	0.00	0.00	0.00	0.00	0.00	0.00	0.00	0.00	0.00	0
Notice of Cash Allocation (NCA)	0.00	0.00	0.00	0.00	0.00	0.00	0.00	0.00	0.00	0.00	0.00	0.00	0.00	0.00	0.00	0.00	0.00	0
MDS Checks Issued	0.00	0.00	0.00	0.00	0.00	0.00	0.00	0.00	0.00	0.00	0.00	0.00	0.00	0.00	0.00	0.00	0.00	0
Advance to Debit Account	0.00	0.00	0.00	0.00	0.00	0.00	0.00	0.00	0.00	0.00	0.00	0.00	0.00	0.00	0.00	0.00	0.00	0
Notice of Transfer Allocations (NTA)	0.00	0.00	0.00	0.00	0.00	0.00	0.00	0.00	0.00	0.00	0.00	0.00	0.00	0.00	0.00	0.00	0.00	0
MDS Checks Issued	0.00	0.00	0.00	0.00	0.00	0.00	0.00	0.00	0.00	0.00	0.00	0.00	0.00	0.00	0.00	0.00	0.00	0
Advance to Debit Account	0.00	0.00	0.00	0.00	0.00	0.00	0.00	0.00	0.00	0.00	0.00	0.00	0.00	0.00	0.00	0.00	0.00	0
Working Fund for FAAs	0.00	0.00	0.00	0.00	0.00	0.00	0.00	0.00	0.00	0.00	0.00	0.00	0.00	0.00	0.00	0.00	0.00	0
Cash Disbursement Ceiling (CDC)	0.00	0.00	0.00	0.00	0.00	0.00	0.00	0.00	0.00	0.00	0.00	0.00	0.00	0.00	0.00	0.00	0.00	0
TOTAL CASH DISBURSEMENTS	0.00	0.00	0.00	0.00	0.00	0.00	0.00	0.00	0.00	0.00	0.00	0.00	0.00	0.00	0.00	0.00	0.00	0
NON-CASH DISBURSEMENTS	0.00	0.00	0.00	0.00	0.00	0.00	0.00	0.00	0.00	0.00	0.00	0.00	0.00	0.00	0.00	0.00	0.00	0
TOTAL NON-CASH DISBURSEMENTS	0.00	0.00	0.00	0.00	0.00	0.00	0.00	0.00	0.00	0.00	0.00	0.00	0.00	0.00	0.00	0.00	0.00	0
GRAND TOTAL	0.00	0.00	0.00	0.00	0.00	0.00	0.00	0.00	0.00	0.00	0.00	0.00	0.00	0.00	0.00	0.00	0.00	0

SUMMARY

Particulars	Previous Report		This Month		As at Date	
	(1)	(2)	(3)	(4)	(5)	(6)
Total Disbursement Authorities Received		10,545,643.06	0.00	10,545,643.06	0.00	10,545,643.06
NCA		0.00	0.00	0.00	0.00	0.00
NTA		10,312,231.18	0.00	10,312,231.18	0.00	10,312,231.18
Working Fund		20,000.00	0.00	20,000.00	0.00	20,000.00
TRA		213,411.88	0.00	213,411.88	0.00	213,411.88
Total Disbursement Authorities Available		10,545,643.06	0.00	10,545,643.06	0.00	10,545,643.06
Less:						
Lapsed NCA		0.00	0.00	0.00	0.00	0.00
Disbursements		0.00	0.00	0.00	0.00	0.00
Less Other Non-Cash Disbursements		10,545,643.06	0.00	10,545,643.06	0.00	10,545,643.06
Disbursements effected through outright deductions from claims		0.00	0.00	0.00	0.00	0.00
Balance of Disbursement Authorities as at date		0.00	0.00	0.00	0.00	0.00
Total Disbursements Program		0.00	0.00	0.00	0.00	0.00
Less: Actual Disbursements		0.00	0.00	0.00	0.00	0.00
(Over)/Under Spending		10,545,643.06	0.00	10,545,643.06	0.00	10,545,643.06
Notes: * The use of NTA is discouraged		(10,545,643.06)	0.00	(10,545,643.06)	0.00	(10,545,643.06)
Notes: ** Amounts should tally with the grand total disbursement (column 27).						

Certified Correct:

Signature: 
 SHEILA M. JARA
 Date: _____

Recommending Approval:
 Signature: 
 HECTOR ROLDAN V. PROVENCIDO, JR.
 Date: _____

Approved By:
 Signature: 
 MA. EVELYN B. MACAPOBRE
 Date: _____

MONTHLY REPORT OF DISBURSEMENTS
For the month of May 2021


Department: Department of Social Welfare and Development (DSWD)
 Agency Unit: Office of the Secretary
 Operating Unit: Regional Office - VI
 Organization Code (UACS): 20 001 0300006
 Fund Cluster: 01 Regular Agency Fund

Particulars	Current Year Budget					Prior Year's Accounts Payable					Current Year's Accounts Payable					Grand Tl.	
	PS	MOOE	CO	TOTAL	PS	MOOE	CO	Sub-Total	PS	MOOE	CO	Sub-Total	TOTAL	SUB-TOTAL	PS	MOOE	
CASH DISBURSEMENTS	64,230,252.30	299,648,299.08	0.00	333,878,551.38	0.00	8,195,295.93	0.00	8,195,295.93	12,285.17	231,684,243.72	0.00	231,696,528.89	239,891,824.82	573,770,376.20	64,242,537.47	509,527,838.73	
Notice of Cash Allocation (NCA)	11,621,910.21	239,478,341.05	0.00	251,100,251.26	0.00	1,587,763.96	0.00	1,587,763.96	0.00	4,060,299.13	0.00	4,060,299.13	5,647,463.09	256,747,714.35	11,621,910.21	245,725,804.14	
MDS Checks Issued	2,788,331.21	223,652,378.70	0.00	226,440,709.91	0.00	84,796.78	0.00	84,796.78	0.00	186,598.43	0.00	186,598.43	271,389.21	235,712,105.12	2,788,331.21	232,923,773.97	
Advice to Debit Account	8,833,979.00	6,825,962.35	0.00	15,659,941.35	0.00	1,502,367.18	0.00	1,502,367.18	0.00	3,873,700.70	0.00	3,873,700.70	5,376,067.88	21,035,609.29	8,833,979.00	12,202,030.29	
Notice of Transfer Allocations (NTA)	52,608,342.09	30,169,958.03	0.00	82,778,300.12	0.00	6,608,131.97	0.00	6,608,131.97	12,285.17	227,623,844.59	0.00	227,636,229.76	234,244,361.73	317,022,661.85	52,620,627.26	284,402,034.59	
MDS Checks Issued	10,319,940.42	22,630,553.55	0.00	32,950,493.97	0.00	1,709,966.64	0.00	1,709,966.64	12,285.17	191,647,342.78	0.00	191,659,627.95	193,589,584.59	226,320,088.56	10,332,225.59	215,987,862.51	
Advice to Debit Account	42,288,401.67	7,539,404.48	0.00	49,827,806.15	0.00	4,898,165.33	0.00	4,898,165.33	0.00	35,976,601.81	0.00	35,976,601.81	40,874,767.14	90,702,573.29	42,288,401.67	48,474,171.62	
Working Fund for FAPs	0.00	0.00	0.00	0.00	0.00	0.00	0.00	0.00	0.00	0.00	0.00	0.00	0.00	0.00	0.00	0.00	
Cash Disbursement Ceiling (CDC)	0.00	0.00	0.00	0.00	0.00	0.00	0.00	0.00	0.00	0.00	0.00	0.00	0.00	0.00	0.00	0.00	
TOTAL CASH DISBURSEMENTS	64,230,252.30	299,648,299.08	0.00	333,878,551.38	0.00	8,195,295.93	0.00	8,195,295.93	12,285.17	231,684,243.72	0.00	231,696,528.89	239,891,824.82	573,770,376.20	64,242,537.47	509,527,838.73	
NON-CASH DISBURSEMENTS	1,925,417.35	191,871.52	0.00	2,117,288.87	0.00	237,304.17	0.00	237,304.17	0.00	39,743.92	0.00	39,743.92	277,048.09	2,994,336.96	1,925,417.35	468,919.67	
Tax Remittance Advices Issued (TRAI)	1,925,417.35	191,871.52	0.00	2,117,288.87	0.00	237,304.17	0.00	237,304.17	0.00	39,743.92	0.00	39,743.92	277,048.09	2,994,336.96	1,925,417.35	468,919.67	
Non-Cash Availment Authority (NCAA)	0.00	0.00	0.00	0.00	0.00	0.00	0.00	0.00	0.00	0.00	0.00	0.00	0.00	0.00	0.00	0.00	
Disbursements effected through outright deductions from claims (please specify...)	0.00	0.00	0.00	0.00	0.00	0.00	0.00	0.00	0.00	0.00	0.00	0.00	0.00	0.00	0.00	0.00	
Liabilities and similar claims	0.00	0.00	0.00	0.00	0.00	0.00	0.00	0.00	0.00	0.00	0.00	0.00	0.00	0.00	0.00	0.00	
Commuter's Contribution Stamp Tax	1,925,417.35	191,871.52	0.00	2,117,288.87	0.00	237,304.17	0.00	237,304.17	0.00	39,743.92	0.00	39,743.92	277,048.09	2,994,336.96	1,925,417.35	468,919.67	
TOTAL NON-CASH DISBURSEMENTS	1,925,417.35	191,871.52	0.00	2,117,288.87	0.00	237,304.17	0.00	237,304.17	0.00	39,743.92	0.00	39,743.92	277,048.09	2,994,336.96	1,925,417.35	468,919.67	
GRAND TOTAL	66,155,669.65	299,840,170.60	0.00	335,995,840.25	0.00	8,432,600.10	0.00	8,432,600.10	12,285.17	231,723,987.64	0.00	231,736,272.81	240,166,872.91	576,164,713.16	66,167,954.82	509,996,768.31	


SUMMARY

Particulars	Previous Report			This Month			As at Date		
	(1)	(2)	(3)	(4)	(5)	(6)	(7)	(8)	(9)
Total Disbursement Authorities Received		2,382,137,807.58	201,317,180.47	2,583,454,988.05					
NCA		1,196,869,000.00	40,963,000.00	1,237,832,000.00					
NTA		1,171,321,190.59	157,959,843.51	1,329,281,034.10					
Working Fund		0.00	0.00	0.00					
TRA		13,947,616.99	2,394,336.96	16,341,953.95					
Less: Notice of Transfer of Allocations (NTA) issued		0.00	0.00	0.00					
Total Disbursement Authorities Available		2,382,137,807.58	201,317,180.47	2,583,454,988.05					
Less:		0.00	0.00	0.00					
Lapsed NCA		0.00	0.00	0.00					
Disbursements		1,814,321,822.19	576,164,713.16	2,390,486,535.35					
Less: Other Non-Cash Disbursements		0.00	0.00	0.00					
Disbursements effected through outright deductions from claims		0.00	0.00	0.00					
Address: Adjustments (e.g. cancelled/stale checks)		0.00	0.00	0.00					
Total Disbursements Program		567,815,965.39	(374,847,532.69)	192,968,432.70					
Less: Actual Disbursements		1,814,321,822.19	576,164,713.16	2,390,486,535.35					
(Over)/Under spending		(1,814,321,822.19)	(576,164,713.16)	(2,390,486,535.35)					

Notes: * The use of NTA is discouraged
 Notes: ** Amounts should tally with the grand total disbursement (column 21).

Certified/Correct: 
 SHEILA M. JAVA
 Administrative Officer IV
 Date: _____

Recommended/Approved: 
 HECTOR ROL DAN V. PROVENTIDO JR.
 Accountant III
 Date: _____

Approved By: 
 MA EVELYN B. MACAPOBRE
 Regional Director
 Date: _____